

J. M. MARLIN.
CARTRIDGE EJECTOR.

No. 101,637.

Patented Apr. 5, 1870.

Fig. 1.

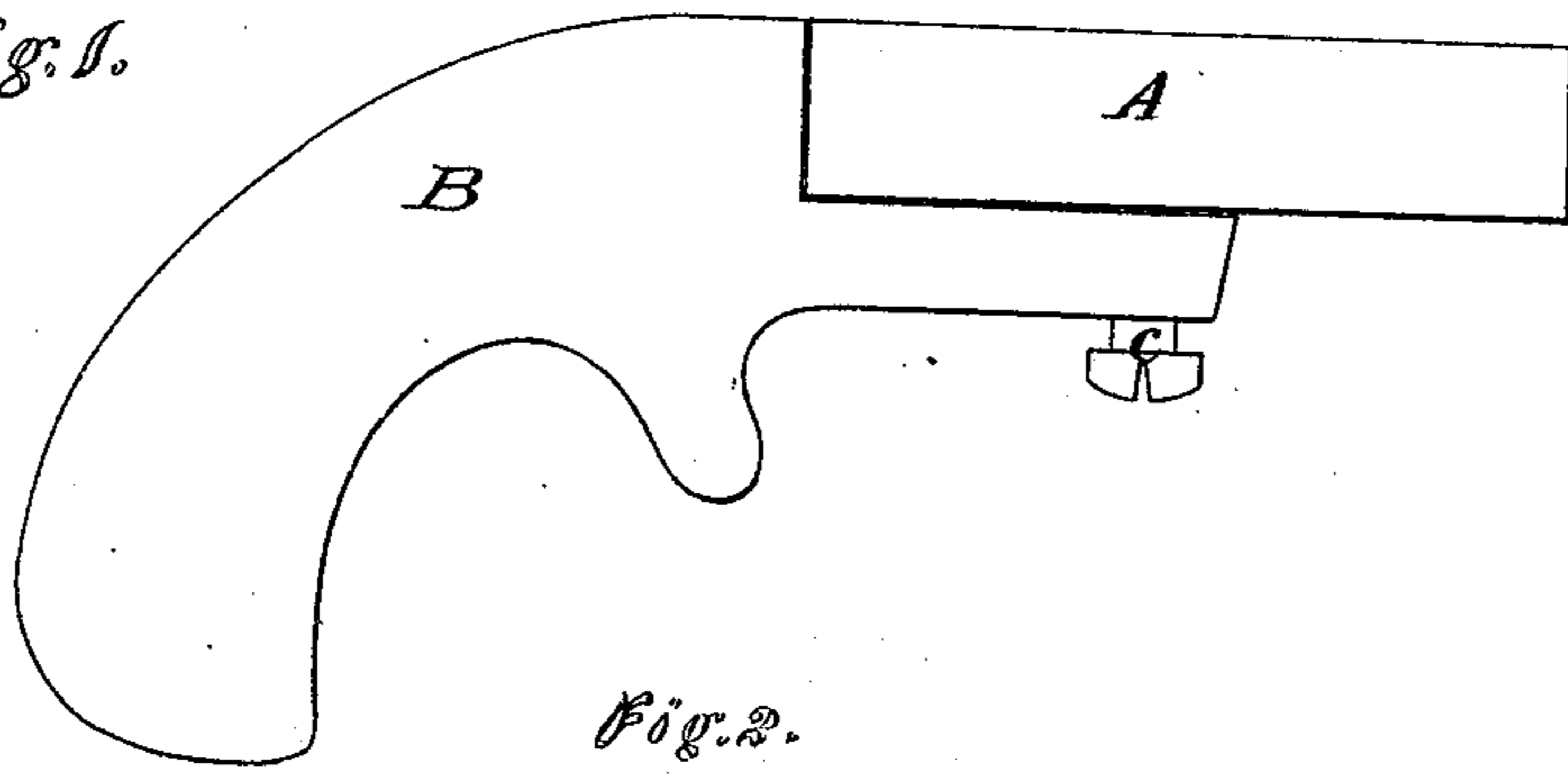


Fig. 2.

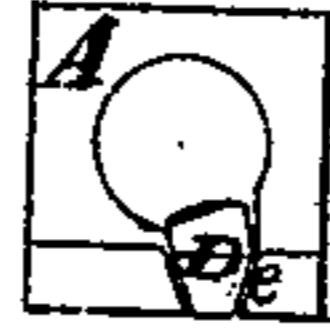


Fig. 3.

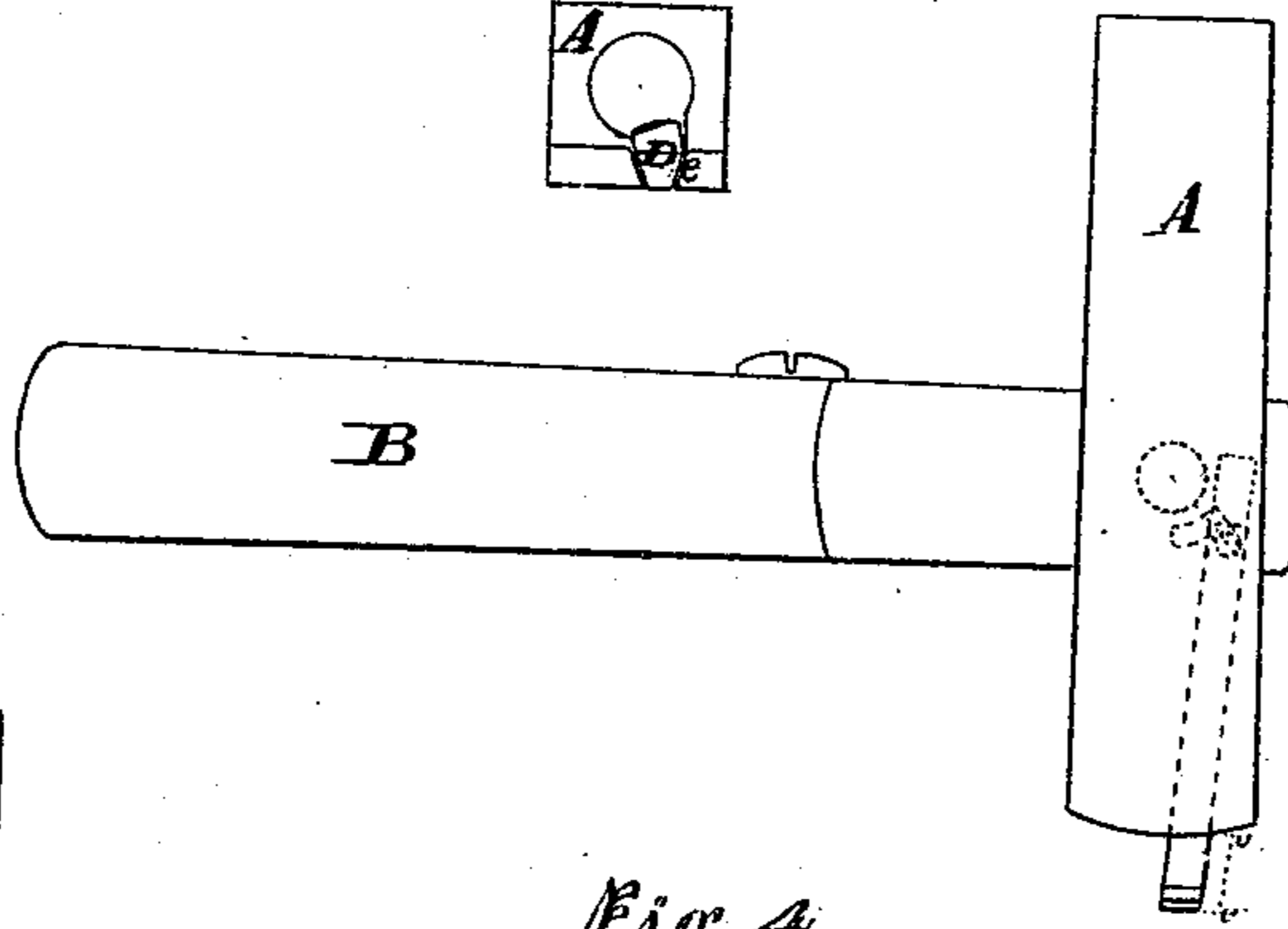


Fig. 5.

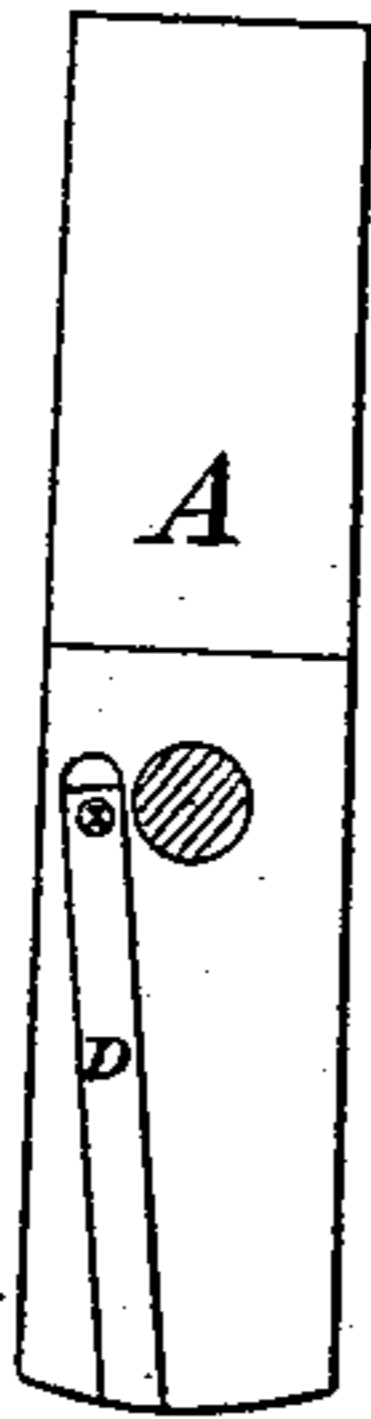


Fig. 4.

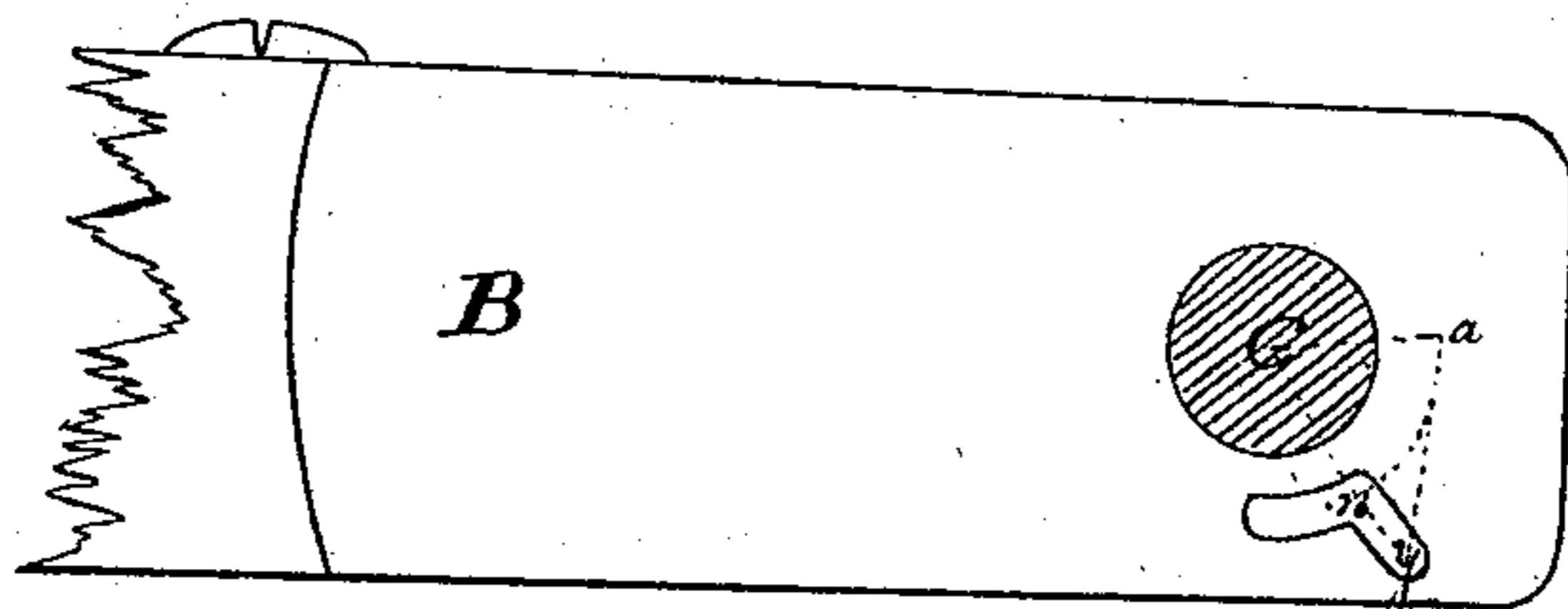
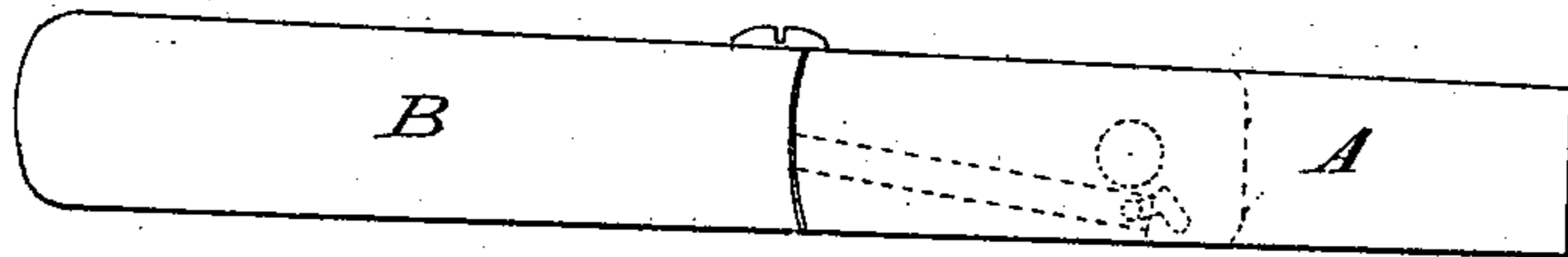


Fig. 6.



Witnesses.
Villette Anderson.
Chas. Kenyon.

Inventor.
J. M. Marlin.
Chipman Hosmer & Co
Attorneys

UNITED STATES PATENT OFFICE.

JOHN M. MARLIN, OF HARTFORD, CONNECTICUT.

IMPROVEMENT IN CARTRIDGE-EJECTORS.

Specification forming part of Letters Patent No. **101,637**, dated April 5, 1870.

To all whom it may concern:

Be it known that I, J. M. MARLIN, of Hartford, in the county of Hartford and State of Connecticut, have invented a new and valuable Improvement in Cartridge-Ejectors; and I do hereby declare that the following is a full, clear, and exact description of the construction and operation of the same, reference being had to the annexed drawings, making a part of this specification, and to the letters and figures of reference marked thereon.

Figure 1 of the drawings is a side view of the arm when ready for discharge. Fig. 2 is a rear view of the chamber. Fig. 3 is a top view, showing the ejector extended. Fig. 4 is a view of the cam-slot. Fig. 5 is a view of the under side of the ejector. Fig. 6 is a top view with extractor drawn in.

My invention relates to means for ejecting the cartridge-shells from those breech-loaders which have the chamber pivoted to the stock; and consists, mainly, in forming a stud on the under part of the extractor, and operating the same by means of a slot in the stock-plate.

The letter A of the drawings designates the barrel, and B the stock, of a single-barrel breech-loading pistol. The barrel has a horizontal motion of revolution around the pivot *c*. D represents the extractor, having the sides of its shank beveled, so that it is prevented from falling out of the dovetailed groove *e*, in which it slides. A stud or pin, *z*, is formed on the under part of the end of the extractor. This stud engages with the angular slot *n* in the stock-plate. This slot is of peculiar form. One section thereof is curved

concentrically with the axis of the pivot *c*, while the forward portion is straight, and extends in a direction radially outward from the pivot-center, and forming an angle of about forty-five degrees with the axial line of the extractor. By this arrangement the extractor is retained in position until the rear of the barrel is clear of the stock. This is accomplished by the curved part of the slot. When the stud *z* arrives at the angular point of the slot it engages with the straight part thereof, and the extractor is thrown out a distance, *v v*, approximating the tangent *a y* of the arc *n a* of revolution, as shown in the diagram upon Fig. 4. A sudden and forcible ejection of the cartridge-shell is thus obtained by simple means. Should the shell fail to be thrown entirely out of the chamber it will be protruded a distance sufficient to give a good purchase thereon.

The parts of my invention are strong and designed to wear for a long time.

What I claim as my invention, and desire to secure by Letters Patent, is—

The stock-plate B, provided with the combined concentric and radial cam-slot *n*, herein described, in combination with the ejector D, provided with the stud *z* on the lower side thereof, as specified.

In testimony that I claim the above I have hereunto subscribed my name in the presence of two witnesses.

JOHN M. MARLIN.

Witnesses:

N. P. H. WILLIS, Jr.,
B. W. POTTER.